



Operation Lifesaver

A Partnership in Public-Rail Safety

Look, Listen and Live





OPERATION LIFESAVER

Dear Parent/Teacher:

Children have always had a fascination with trains. Their curiosity has often drawn them to dangerous areas near railway equipment and property. This activity book is part of Operation Lifesaver's anti-trespassing program. With your help, it is designed to educate children about the associated dangers.

Children need to know, for example, that all railway property - including railway yards and bridges - is private property. As such, it is an offence to trespass and offenders can be charged and/or fined. Safety is the issue. A string of railway cars may be stopped one moment and move, without warning, the next. What may seem like a fun place in which to play, can result in the loss of life or serious injury.

In an emergency, a 10,000 tonne train can take as much as the length of 18 football fields to stop. It seems obvious that trains cannot swerve out of the way of obstructions and yet many people, including children, die needlessly each year at highway/railway crossings or as a result of trespassing.

The use of headphones on or near railway property amplifies these hazards since audible railway warnings are less likely to be heard.


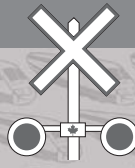
Help us protect our children by making sure they understand the dangers surrounding railway equipment and property and that they need to heed the warnings.

Make children and safety your priority.

Daniel Di Tota
National Director

OPERATION
LIFESAVER
99 Bank Street
Suite 1401
Ottawa, Ontario
K1P 6B9

Join us... on our way to safety!



**TRAIN
TICKET**

My name is: _____

My teacher is: _____

My school is: _____



Gabriel

Hi! My friends and I are part of the Operation Lifesaver team and we're here to help you learn more about trains and safety.



Christine

Using games and puzzles, we'll help you understand more about trains, tracks and railway signs.



Kevin

Railway trains and tracks may seem exciting, but did you know that railway property is private property...



Eric

... and that trespassing is not only against the law but very dangerous?



Nicole

So, fill out your ticket and come with us to learn more.


Look Listen and Live

Hey kids, do you know what these mean?



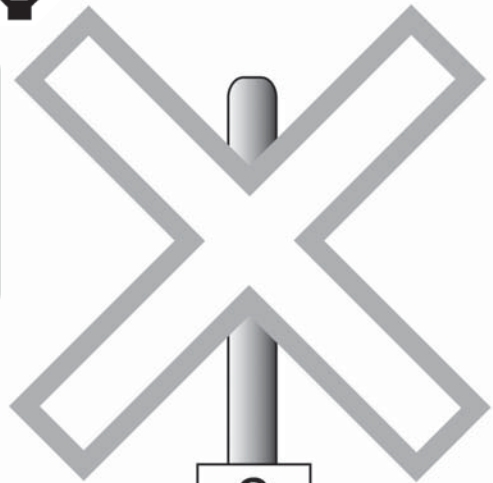
1

The ADVANCE WARNING sign means there is a highway/railway crossing ahead. Be prepared to STOP.




2

The RAILWAY CROSSING sign (crossbuck) means that you are at a highway/railway crossing. STOP, LOOK and LISTEN for the train.



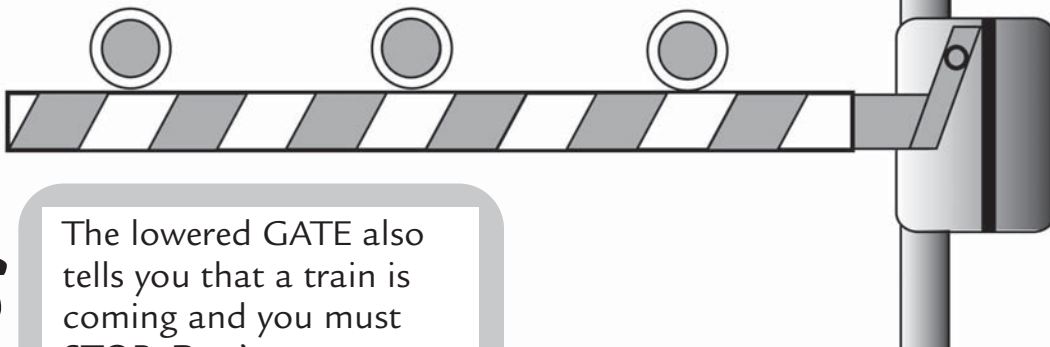
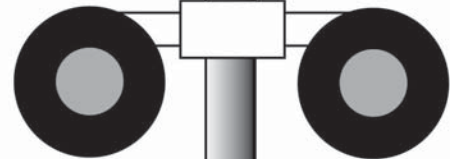
3

The MULTIPLE TRACK sign means there is more than one set of tracks at a crossing. Trains could be going in either direction on any track. BE CAREFUL!



4

When the LIGHTS are flashing and the BELL is ringing, STOP! A train is coming.

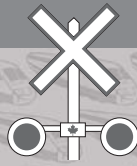


5

The lowered GATE also tells you that a train is coming and you must STOP. Don't go past the gates!

Look Listen and Live


Let's play Auto Bingo




Next time you go for a car ride, look around.
See if you can spot the symbols in each square.
When you do, cross off the square.




B I N G O



advance warning sign



crossbuck




multiple track sign




crossbuck with
flashing red lights


**FREE
SPACE**



locomotive



freight car



crossbuck with flashing
red lights and gate



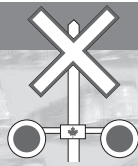
train tracks ahead
(look on pavement)

How many car rides did it take you
to check off all the squares?




Look, Listen and Live

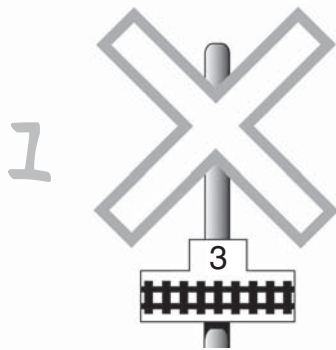
Can you match these?



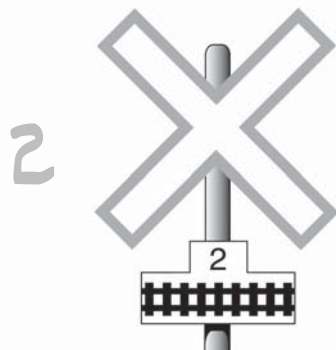

A Multiple Track sign will tell you how many train tracks there are at a crossing. If there is only one train track, you will see the crossbuck without the Multiple Track sign.



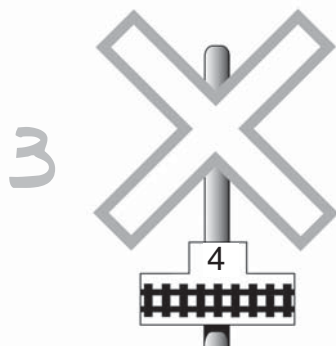

Can you match the Multiple Track sign on the left with the correct number of tracks on the right?




a



b



c



Look, Listen and Live

Let's print an important message



The only safe way to get to the other side of railway tracks is to use marked crossings and to obey all signs and signals. Stop, look and listen before you cross a railway track. Be smart! Be safe! Stay alive!

Stop

Look

Listen

Live

Print these words...
... and remember
this message
to be safe.



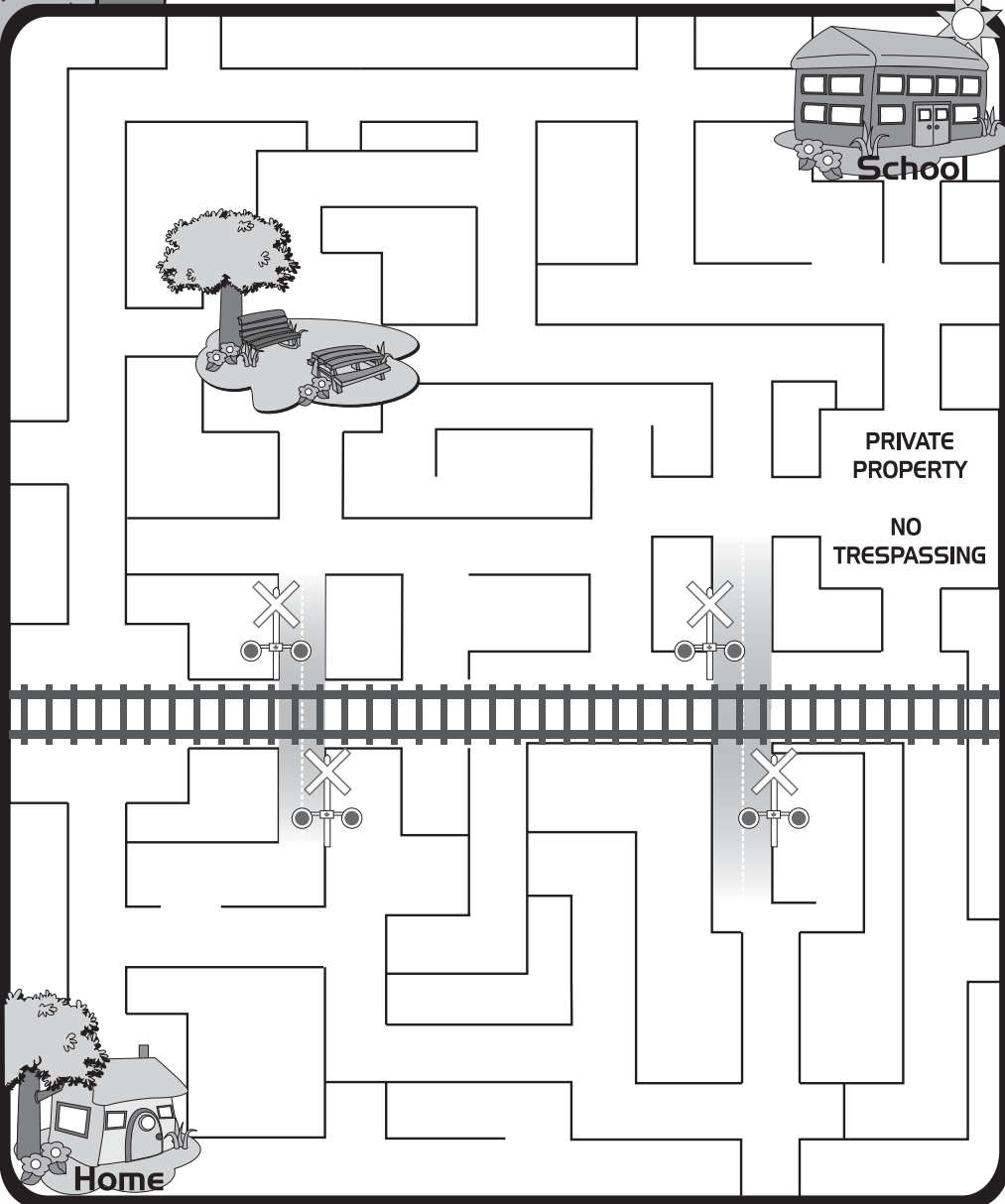
Look Listen and Live

Find the safe way home



Playing on railway property is against the law and very dangerous. Don't play on railway property. Trains are big and heavy and can move at any time. When they do, they cannot stop quickly. Stay Off! Stay Away! Stay Alive!

Can you find your way home without taking dangerous shortcuts through railway property? Remember that trains, tracks and railway yards are all private property.



Look Listen and Live

Let's take a safe train ride



Pretend you took a train trip. Write an e-mail to your friend and tell them about train safety. Use the safety messages on the memos to help you.

NEVER PLAY
around
train tracks

ALWAYS
Stay off!
Stay away!
Stay alive!

ALWAYS
Obey the
signs and
signals

ALWAYS
Stop!
Look!
Listen!

Dear _____,

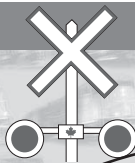
NEVER THROW
things at
a train

ALWAYS
Stand safely
away from the
platform
edge

NEVER CROSS
in front, through
or behind a
stopped train

Look, Listen and Live

Find the secret message



Be especially careful around areas with many tracks; trains can be moving on any track and in any direction. If one train passes, make sure that a second train isn't moving on another track. They can, and they often do!

Circle the letters of the words on the word list. They may appear frontwards, backwards and diagonally. Can you find them all? The letters that are left will form a secret message. Can you find it?

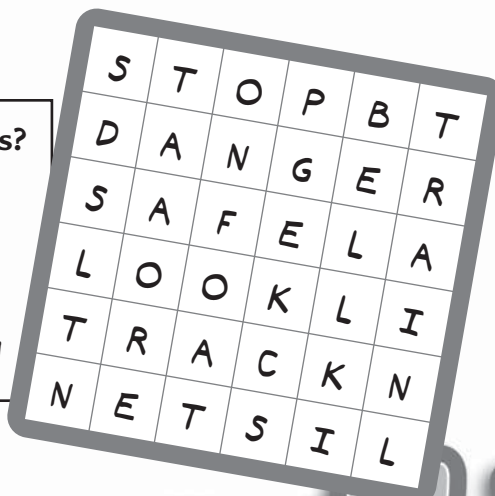


- BELL
- DANGER
- LISTEN
- LIVE
- LOOK
- SAFE
- SIGNS
- STOP
- TRACK
- TRAIN

Secret message

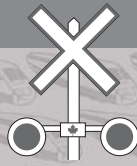
Can you find these words?

- BELL
- DANGER
- LISTEN
- LOOK
- SAFE
- STOP
- TRACK
- TRAIN



Look, Listen and Live

What did you say?



When waiting for a train, be sure to stand well back from the edge of the platform or the painted safety line. Standing or playing too close to the tracks can be dangerous.



How many safety messages can you unscramble? Use the code to find out.

1=A	2=B	3=C	4=D	5=E	6=F	7=G
8=H	9=I	10=J	11=K	12=L	13=M	14=N
15=O	16=P	17=Q	18=R	19=S	20=T	21=U
22=V	23=W	24=X	25=Y	26=Z		

	12	15	15	11	
12	9	19	20	5	14
	12	9	22	5	

4	15	14	20		16	21	20	
25	15	21	18		12	9	6	5
	15	14		20	8	5		
		12	9	14	5			

19	20	1	25	
1	23	1	25	
	19	20	1	25
1	12	9	22	5

2	5		19	13	1	18	20	
2	5		19	1	6	5		

18	1	9	12		16	18	15	16	5	18	20	25
	9	19		16	18	9	22	1	20	5		
	16	18	15	16	5	18	20	25				

15	2	5	25		1	12	12	
19	9	7	14	19		1	14	4
19	9	7	14	1	12	19		

Look Listen and Live

Any time
is train time!



Railway bridges and tunnels are for trains, not people. There is no room for both. Never use them as shortcuts or places to play because a train can appear at any time!

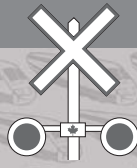


**Don't get caught with no place to go!
Be smart; stay alive.**

Did you know...
...that even if the locomotive engineer sees you and uses the emergency brakes, a freight train moving at 100km/h can take up to the length of 18 football fields to stop?


Look Listen and Live

What would you say?



Throwing things at trains or putting things on the tracks is very dangerous. Not only might they cause the train to go off the tracks, but these objects can go shooting off in any direction...

...perhaps even at you. Walk or play in a park, not on railway property.



If these were your friends, what would you say to them to keep them from getting hurt?



Look, Listen and Live

Do you know what to do?



The people in these pictures are doing some very dangerous things. What would you say to keep them safe?

Do you think he could hear the train coming?




Can you explain why these things are dangerous? What is the right thing to do?

Is this the right place to go cross-country skiing?

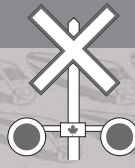


Is it a good idea to ride a snowmobile here?



Look Listen and Live

Did you enjoy the ride?



To learn more, check us out at www.operationlifesaver.ca

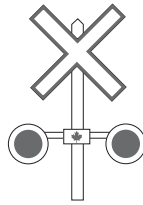


Answers

Page 4: 1=b 2=c 3=a
Page 8: Have fun and play safe
Page 9: Look Listen Live / Don't put your life on the line / Stay away stay alive / Be smart Be safe / Rail property is private property / Obey all signs and signals

Operation Lifesaver

99 Bank Street, Suite 1401, Ottawa, Ontario K1P 6B9
Tel.: (613) 564-8100 Fax: (613) 567-6726
E-mail: admin@operationlifesaver.ca
www.operationlifesaver.ca



Opération Gareautrain

99, rue Bank, bureau 1401, Ottawa (Ontario) K1P 6B9
Téléphone: (613) 564-8100 Télécopieur: (613) 567-6726
Courriel: admin@operationgareautrain.ca
www.operationgareautrain.ca



Railway Association
of Canada

Association des chemins
de fer du Canada



Transports
Canada

Transport
Canada

Key Partners

British Columbia



British Columbia Safety Council
21331 Gordon Way, Unit #2225
Richmond, British Columbia
V6W 1J9
☎ (604) 214-7433
☎ (604) 214-7434
www.safetycouncil.bc.ca

Alberta



Alberta Safety Council
4831 - 93 Avenue
Edmonton, Alberta
T6B 3A2
☎ (780) 428-7555
☎ (780) 462-7318
www.safetycouncil.ab.ca

Saskatchewan



Saskatchewan Safety Council
445 Hoffer Drive
Regina, Saskatchewan
S4N 6E2
☎ (306) 757-3197
☎ (306) 569-1907
www.sasksafety.org

Manitoba



Manitoba Safety Council
700-213 Notre Dame Avenue
Winnipeg, Manitoba
R3B 1N3
☎ (204) 949-1085
☎ (204) 956-2897
www.mbsafety.org

Ontario



Ontario Safety League
Building 11, Suite 100
5045 Orbitor Drive
Mississauga, Ontario
L4W 4Y4
☎ (905) 625-0556
☎ (905) 625-0677
www.osl.org



Canada Safety Council
1020 Thomas Spratt Place
Ottawa, Ontario K1G 5L5
☎ (613) 739-1535
☎ (613) 739-1566
www.safety-council.org

Québec



Quebec Safety League
La ligue de sécurité du Québec
533, rue Ontario Est, bureau 206
Montréal, Québec
H2L 1N8
☎ (514) 595-9110
☎ (514) 523-2666
www.aqtr.qc.ca

New Brunswick



New Brunswick Safety Council Inc.
Le Conseil de sécurité du
Nouveau-Brunswick
440 Wilsey Road, Suite 204
Fredericton, N.B. E3B 7G5
☎ (506) 458-8034
☎ (506) 444-0177
www.nbsafety.com

Nova Scotia



Nova Scotia Safety Council
2786 Agricola Street
Halifax, Nova Scotia
B3K 4E1
☎ (902) 454-9621
☎ (902) 454-6027
www.nssafety.ns.ca

Newfoundland



Newfoundland and
Labrador Safety Council
84-86 Elizabeth Ave
St. John's, NL
A1A 1W7
☎ (709) 754-0210
☎ (709) 754-0010
www.safetycouncil.net

