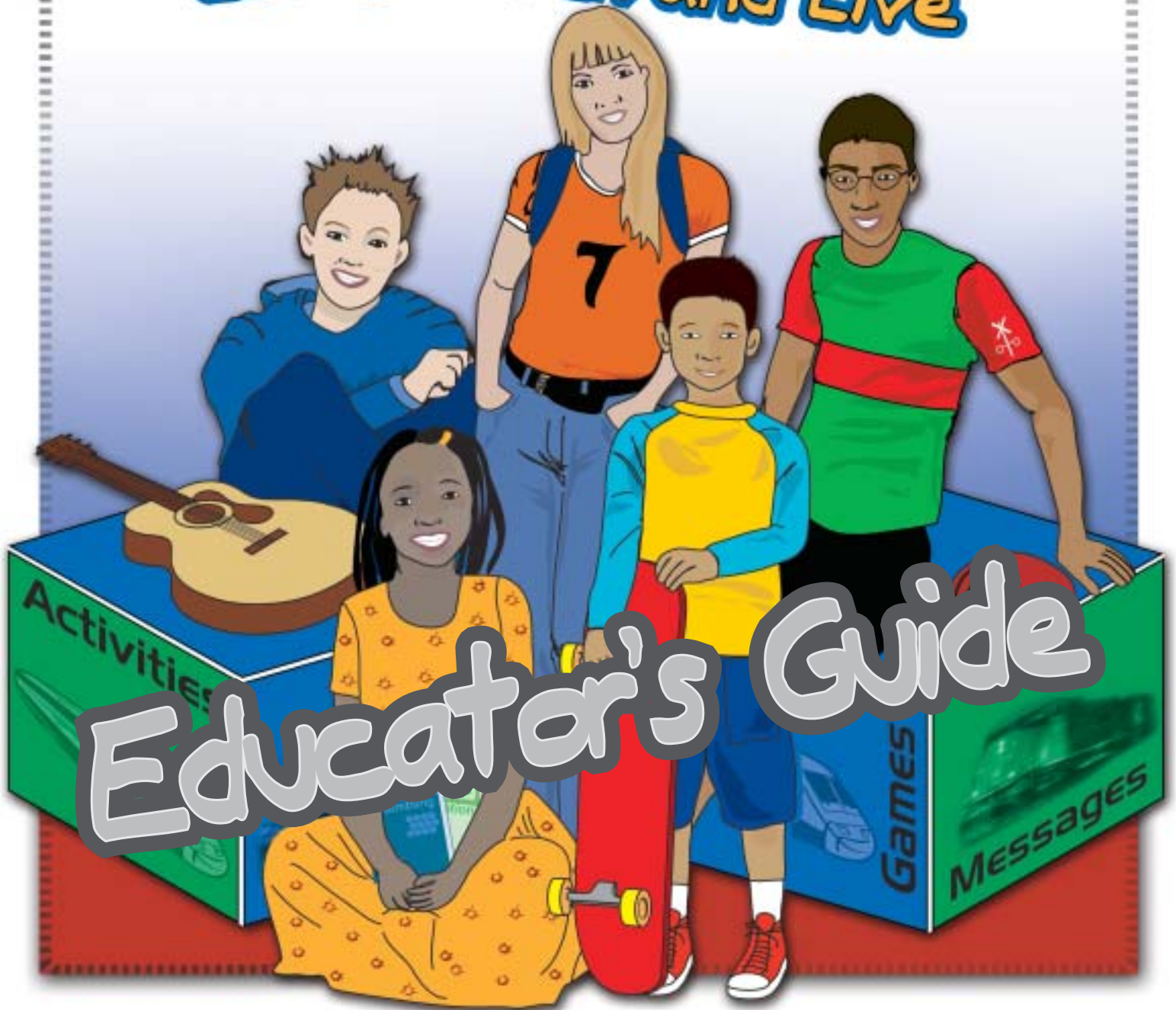


# Operation Lifesaver

A Partnership in Public-Rail Safety

Look, Listen and Live



Educator's Guide



## WHAT IS OPERATION LIFESAVER?

Across Canada, a vehicle or individual is involved in a collision with a train almost daily; more than half of these incidents occur at highway/railway crossings equipped with warning devices. Evidence shows that this occurs when individuals disregard the horn and bell warnings of approaching trains or when they ignore the light and bell warnings at crossings. Sometimes, they even drive, walk or ride around lowered gates.

*"These misfortunes are preventable."*

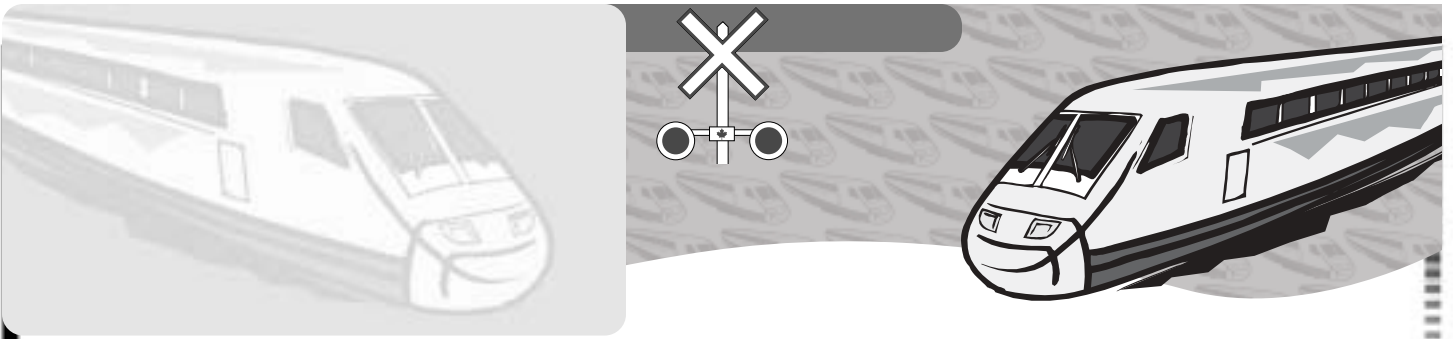
The lack of awareness among the public of the dangers and risks associated with trespassing on railway property accounts for too many of these injuries and deaths. Data confirms that trespassing incidents often take place when people walk, lie down, cross or sit on the tracks or when recreational vehicle users, cross-country skiers and hunters use railway property as a recreational playground.

The public needs to be made aware that railway property presents specific hazards and risks and so, in 1981, a national public education program - **OPERATION LIFESAVER (OL)** - was established with a commitment to:

- reduce the needless loss of life, injuries and damages caused by highway/railway crossing collisions and train/pedestrian incidents
- reach the public on a more personal level through classroom instruction, speaker presentations and printed materials
- promote public awareness about the dangers surrounding public highway/railway crossings and trespassing on railway property
- promote safety-conscious attitudes toward railways and a better appreciation for safe driving skills, attention and adherence to signs and warnings

To this end, Provincial Coordinating Committees were also formed in an effort to plan and implement educational activities that would reach an entire population - and ultimately, specific groups and areas.

# Look Listen and Live



To bring awareness of the dangers associated with railway property to young children (K - grade 3), the OPERATION LIFESAVER: LOOK, LISTEN AND LIVE Activity Book was developed. At this young age, children are in their formative years and impressions made on them at this stage of their development are usually lasting; by encouraging positive habits and behaviours now, the benefits will be long-term. Also, many of these children will share – with parents for example - information learned thereby expanding the number of those reached with this message.

Copies of the OPERATION LIFESAVER: LOOK, LISTEN AND LIVE Activity Book included here, together with other OL materials such as posters, videos and CD-ROMs can be distributed to school boards and teachers throughout the Province. To further promote our safety messages, individuals may request that OPERATION LIFESAVER be integrated as part of the elementary school safety programme.

If possible, work through your Provincial Department of Education and your local school board to accomplish this objective. It is important that youngsters learn about highway/railway crossing safety and the hazards of trespassing.

Should you require additional information on **OPERATION LIFESAVER**, or on how to become an active supporter, please feel free to contact your local Provincial Safety Council/League or contact OL at (613) 564-8100 or by e-mailing us at [admin@operationlifesaver.ca](mailto:admin@operationlifesaver.ca).

**PLEASE MAKE SAFETY YOUR PRIORITY.  
LOOK, LISTEN and LIVE**

Look Listen and Live



# Look Listen and Live

What follows is a brief overview of the OPERATION LIFESAVER: LOOK, LISTEN AND LIVE Activity Book along with some basic information that you may find helpful.

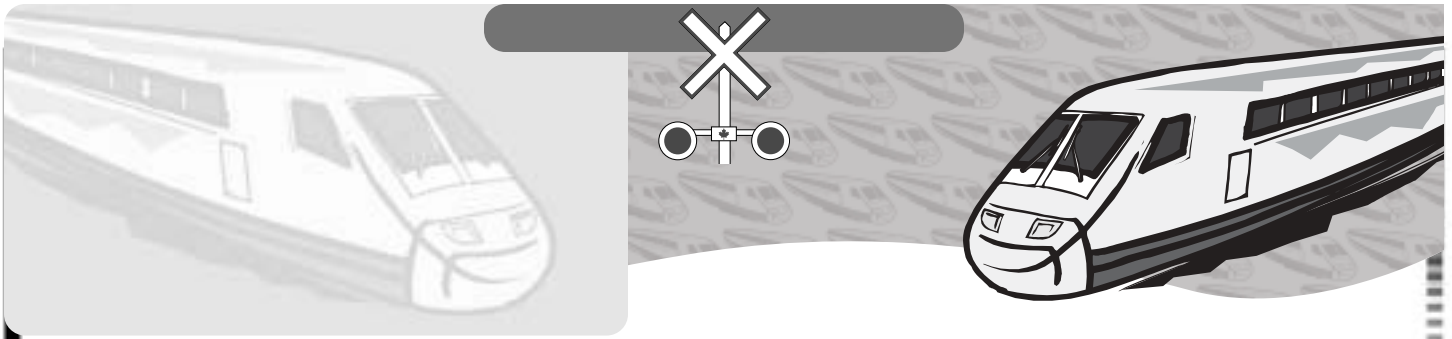
*Please encourage awareness in our children; make safety your priority.*

## INTRODUCTION

Because more than half of highway/railway related incidents occur at crossings with active warning devices (such as gates, lights and bell), it is important to educate the public about these warning signs and about the appropriate responses associated with each. This public education has to begin with the very young.

The OPERATION LIFESAVER: LOOK, LISTEN AND LIVE Activity Book was developed to introduce children to the hazards and risks associated with railway property and to help them develop more safety conscious attitudes and behaviours that can help keep them safe.

With the games and puzzles presented, we hope to supplement and reinforce information about highway/railway safety while also providing the children with an opportunity to further develop skills such as reading and writing, letter or word recognition, problem solving, memory and retention.



## GRADE LEVEL

The safety messages and activities in this booklet are intended for children from kindergarten to grade 3. The material is self-explanatory so that many children will be able to read and complete the activities on their own, however, adult guidance will be required by younger children who will need clarification and assistance.

## MATERIALS NEEDED

- OPERATION LIFESAVER: LOOK, LISTEN AND LIVE Activity Book
- Highlighter – to further emphasize the safety messages in the shaded text bubbles
- Pencil – to complete written activities
- Colouring crayons or pencils – for colouring

## CONCLUSION

Crossing and trespassing incidents can easily be avoided. Public awareness and respect for railway property and its inherent dangers would go far in diminishing these needless misfortunes.

Help us in this endeavour; help us make our children safe.

Comments or suggestions are welcome and appreciated. Please send to:  
Operation Lifesaver, 99 Bank, Suite 1401, Ottawa, ON K1P 6B9  
or e-mail us at [admin@operationlifesaver.ca](mailto:admin@operationlifesaver.ca)


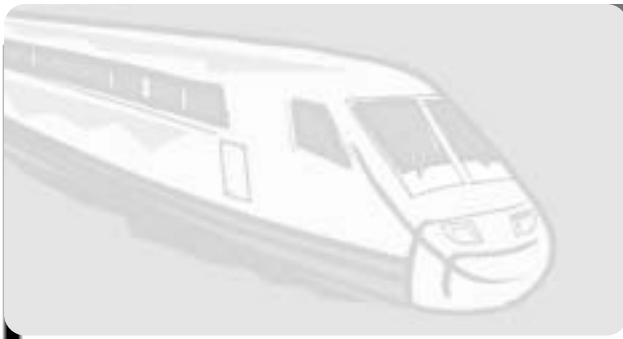
# Look Listen and Live



## CONTENTS AT A GLANCE

PAGE	HEADING	ACTIVITY	MESSAGE
Inside Cover	National Director's message		
1	Join us... on our way to safety!	Meet the Operation Lifesaver Team	It is illegal and dangerous to play on railway property.
2	Hey kids, do you know what these mean?	Recognition and Learning	Railway related signs and what they mean
3	Let's play Auto Bingo	Bingo	Sign recognition and reinforcement
4	Can you match these?	Matching	Recognition and reinforcement
5	Let's print an important message	Printing	Obey all signs and use designated crossings only.
6	Find the safe way home	Maze	What is railway property? It is dangerous to play on or near railway property.
7	Let's take a safe train ride	Write an e-mail	Train safety tips
8	Find the secret message	Word search	Multi-track areas are especially dangerous. Trains move in any direction on any track.
9	What did you say?	Decoding messages	Commuter train safety
10	Any time is train time!	Discussion	Railway bridges and tunnels are for trains, not for people.
11	What would you say?	Discussion	Throwing things at trains can cause injury. Putting things on tracks can cause a train to derail. Objects can ricochet.
12	Do you know what to do?	Discussion	Recreational activities are to be enjoyed in a safe environment.
13	Did you enjoy the ride?	Colouring	Operation Lifesaver team and website address
14	Sponsors		

# Look Listen and Live



## FACTS SHEET

*The facts and safety tips which follow are meant to summarize basic information which can be used to further emphasize the importance of safety around railway property.*

- Trespassing is a leading cause of railway related fatalities and injuries.
- All railway trains, tracks, bridges, tunnels, yards and equipment are railway property, hence private property.
- Trespassing is dangerous and illegal; trespassers can be subject to a fine. Too often the consequence is death.
- More than half of highway/railway related incidents occur at crossings with active warning devices (gates, lights, bells).
- Trains automatically have the right of way at all crossings.
- Even under emergency braking, a train may take as much as the length of 18 football fields to stop (up to 2 kms).
- Trains blow the whistle at most highway/railway crossings. They start to whistle 400 meters (1/4 mile) before the crossing and whistle until the train is fully occupying the crossing.
- It is dangerous and illegal to drive, walk or ride around the gates.
- You may not proceed until the gates are fully raised and the signals have stopped operating.
- In railway yards, cars can move suddenly and without notice causing a fall and possibly serious injury or death to unsuspecting trespassers.
- At 100km/h, straps and chains - or other loose items - hanging from a train can seriously hurt someone standing nearby. Standing too close to trains can be very dangerous.
- There are approximately 50,000 public, private and pedestrian highway/railway crossings in Canada.
- Children should play in parks, playgrounds or schoolyards, not on or near railway property.

Look Listen and Live



## SAFETY TIPS

- Cross tracks **ONLY** at marked crossings. Observe and obey all warning signs and signals.
- **DO NOT** walk, run, cycle or operate recreational vehicles (i.e. ATV's, snowmobiles...) on railway tracks or rights-of-way.
- **DO NOT** hunt, fish or bungee jump from railway bridges. They are not designed as sidewalks or pedestrian walkways - there is only enough clearance on the tracks for a train to pass.
- **DO NOT** attempt to hop aboard railway equipment at any time. A slip of the foot can cost you a limb, or your life.
- Expect a train on any track at any time. Any time is train time, so be cautious at a crossing any time of the day or night.
- Watch out for a second train. When the last car of a train passes the highway/railway crossing, do not proceed until you are sure that there is no train coming on another track, in the same or the other direction.
- Never try to climb through or under a train that is stopped. Trains can move suddenly and without warning.
- Report all railway hazards and/or trespassing concerns to the appropriate railway.

## ANSWERS

Page 4: 1=b    2=c    3=a

Page 9: Decode the messages:

Page 8: The secret message:  
Have fun and play safe.

- a. Look, listen, live.
- b. Don't put your life on the line.
- c. Stay away; stay alive.
- d. Be smart; be safe.
- e. Rail property is private property.
- f. Obey all signs and signals.