

Look, Listen and Live

# Operation Lifesaver

A Partnership in Public-Rail Safety  
[www.operationlifesaver.ca](http://www.operationlifesaver.ca)

Operation Lifesaver



Did you know that railway property is private property? Trespassing is not only illegal but dangerous.




See back for activities.

# Hey kids, do you know what these mean?

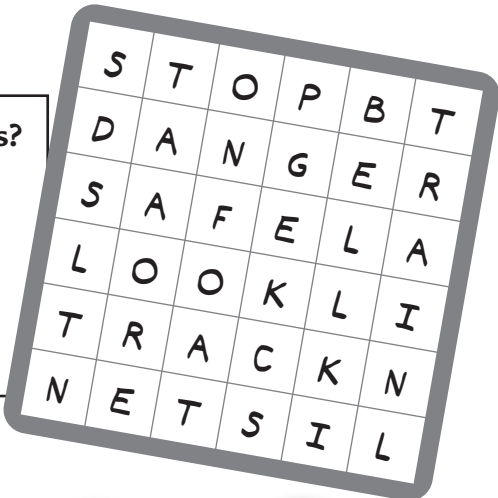


Be especially careful around areas with many tracks; trains can be moving on any track and in any direction. If one train passes, make sure that a second train isn't moving on another track. They can, and they often do!

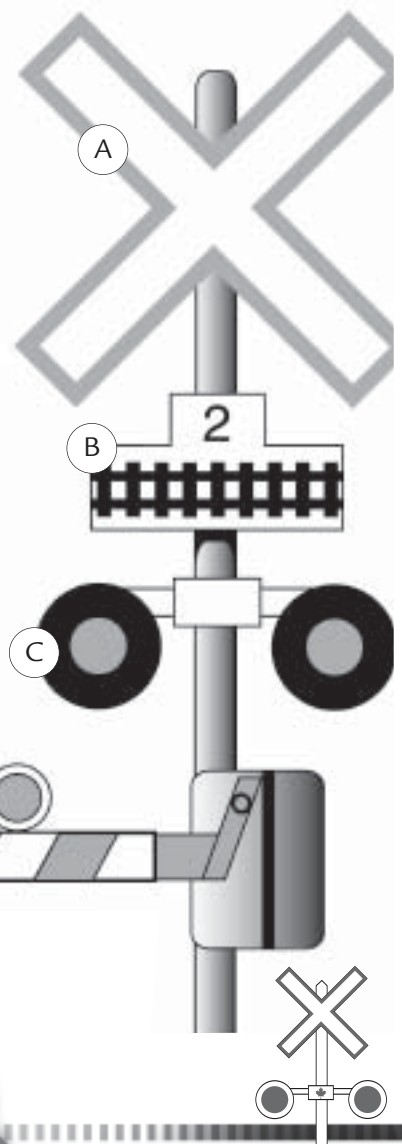


## Find the secrets words

Can you find these words?  
 BELL      SAFE  
 DANGER    STOP  
 LISTEN    TRACK  
 LOOK      TRAIN



- A) The RAILWAY CROSSING sign (crossbuck) means that you are at a highway/ railway crossing. STOP, LOOK and LISTEN for the train.
- B) The MULTIPLE TRACK sign means there is more than one set of tracks at a crossing. Trains could be going in either direction on any track. BE CAREFUL!
- C) When the LIGHTS are flashing and the BELL is ringing, STOP! A train is coming.
- D) The lowered GATE also tells you that a train is coming and you must STOP. Don't go past the gates!



# Look, Listen and Live

Look, Listen and Live

# Operation Lifesaver

A Partnership in Public-Rail Safety  
[www.operationlifesaver.ca](http://www.operationlifesaver.ca)

Operation Lifesaver



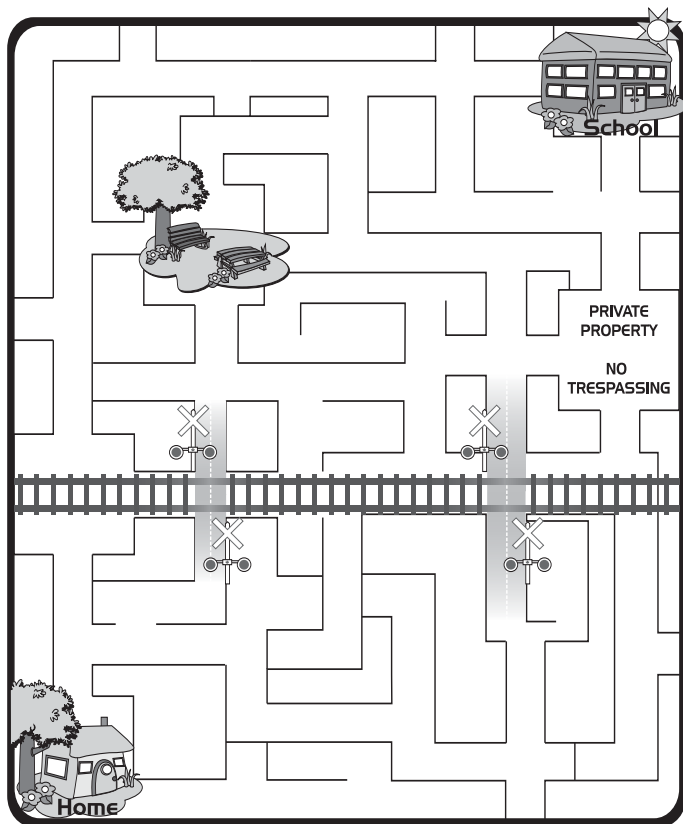
Enjoy your activities  
in appropriate  
locations...not on  
railway property!



See back for activities.



# Find the safe way home



Can you find your way home without taking dangerous shortcuts through railway property? Remember that trains, tracks and railway yards are all private property.



Playing on railway property is against the law and very dangerous. Trains are big and heavy and can move at any time. When they do, they cannot stop quickly. Stay Off! Stay Away! Stay Alive!

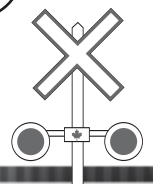
# Find the secret message

Circle the letters of the words on the word list. They may appear frontwards, backwards and diagonally. Can you find them all? The letters that are left will form a secret message. Can you find it?

- BELL
- DANGER
- LISTEN
- LIVE
- LOOK
- SAFE
- SIGNS
- STOP
- TRACK
- TRAIN

H	A	N	I	A	R	T	V
N	E	K	O	O	L	R	R
F	E	S	B	U	N	A	E
A	N	T	I	E	D	C	G
P	L	L	S	G	L	K	N
A	Y	S	I	I	N	L	A
E	F	A	S	V	L	S	D
A	S	T	O	P	E	F	E

Secret message



Look, Listen and Live

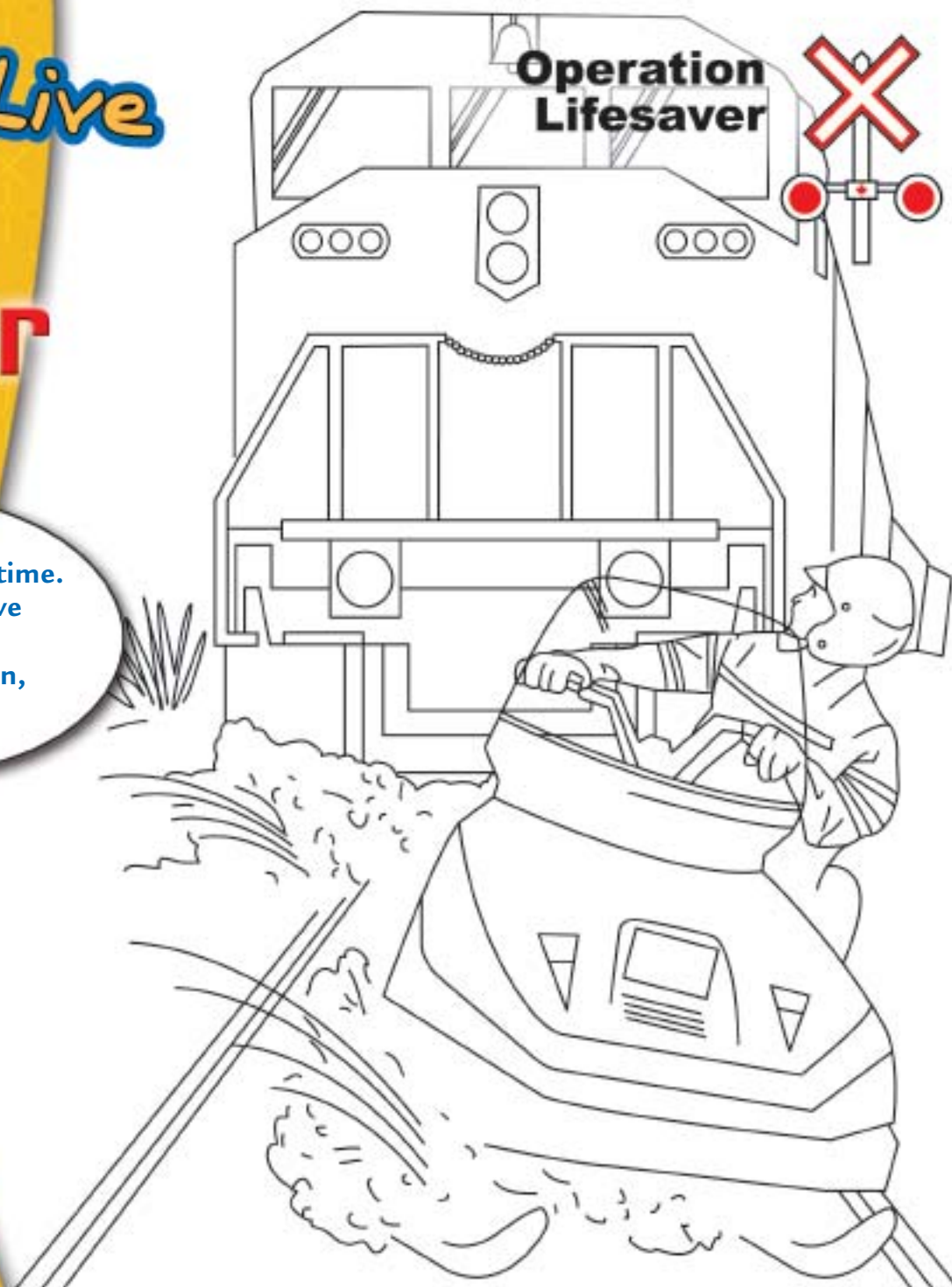
# Operation Lifesaver

A Partnership in Public-Rail Safety  
[www.operationlifesaver.ca](http://www.operationlifesaver.ca)



Any time is train time.  
Trains can move  
on any track,  
in any direction,  
at any time.

See back for activities.



# What did you say?

How many safety messages can you unscramble?  
Use the code to find out.

1=A	2=B	3=C	4=D	5=E	6=F	7=G
8=H	9=I	10=J	11=K	12=L	13=M	14=N
15=O	16=P	17=Q	18=R	19=S	20=T	21=U
22=V	23=W	24=X	25=Y	26=Z		

When waiting for a train, be sure to stand well back from the edge of the platform or the painted safety line. Standing or playing too close to the tracks can be dangerous.



1

4	15	14	20		16	21	20	
25	15	21	18		12	9	6	5
	15	14		20	8	5		
		12	9	14	5			


2

15	2	5	25		1	12	12	
19	9	7	14	19		1	14	4
19	9	7	14	1	12	19		

3

19	20	1	25	
1	23	1	25	
	19	20	1	25
1	12	9	22	5

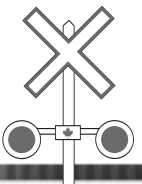
4



2	5		19	13	1	18	20	
2	5		19	1	6	5		

5

18	1	9	12		16	18	15	16	5	18	20	25
	9	19		16	18	9	22	1	20	5		
	16	18	15	16	5	18	20	25				



Look, Listen and Live

# Operation Lifesaver

A Partnership in Public-Rail Safety  
[www.operationlifesaver.ca](http://www.operationlifesaver.ca)


Operation Lifesaver



Did you know  
that a freight train  
moving at 100 km/h  
can take up to  
2 kms to stop?



See back for activities.



Print these words...  
... and remember  
this message  
to be safe.

A Multiple Track sign  
will tell you how many train  
tracks there are at a crossing.  
If there is only one train track,  
you will see the crossbuck  
without the Multiple  
Track sign.

# Can you match these?

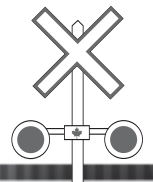
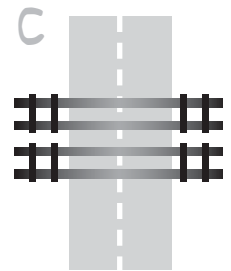
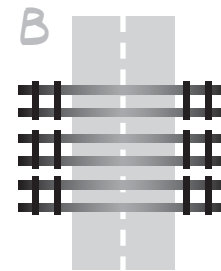
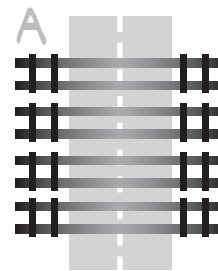
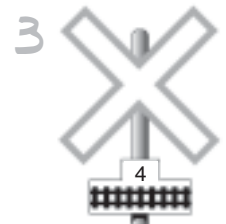
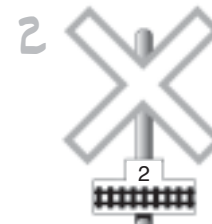
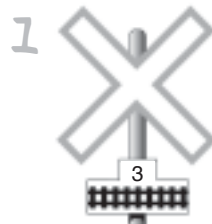
Can you match the Multiple Track sign on the  
top with the correct number of tracks on the bottom?

Stop

Look

Listen

Live



Answers: 1=b 2=c 3=a

# Look, Listen and Live